


Safe Deposit Lockers installed in a secured and controlled environment offer users an opportunity to benefit from maximum security for their valuables. It forms an effective security solution to both the Depositor and the Guarding Entity alike.



Emerald Lockers



Sapphire Lockers

# Safe Deposit Lockers

burglar protection

## Chubb safes Safe Deposit Lockers

- Safe Deposit Locker incorporates quality design and durability of the highest order. Two separate sets of locks of 10 levers each are used to operate the lockers with a unique key profile. With a vast range of variations, the possibility of 2 keys being identical is virtually impossible.
- Installed throughout the globe in many of the world's finest financial institutions. Trusted as a leader in Safe Deposit Lockers installation, Chubb safes offer an unrivaled level of security while remaining committed to its core values of trust and security.
- No two Safe Deposit Locker installation are identical. Each installation is treated individually and is carefully planned to meet local requirements.
- When contacted at the initial planning stages, security installation problems peculiar to your needs are thoroughly studied and detailed plans may be submitted without obligation.

## Dual Control Locking Mechanism


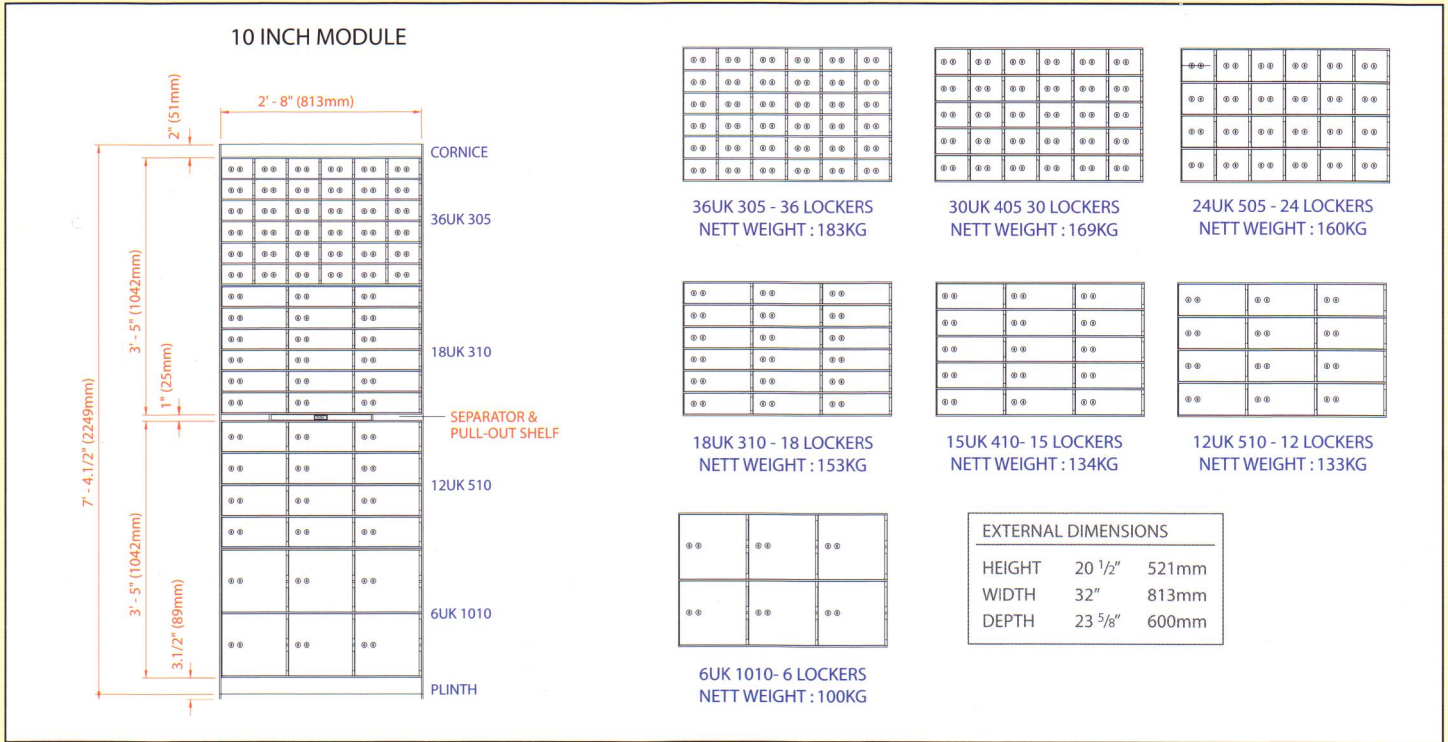
- Each locker is fitted with a dual control lock with 2 keyholes. One key is for the Renter and the other for the Custodian. This ensures that the Custodian and the Renter has to be present when any safe deposit locker is accessed.
- The Custodian's key must be first inserted and turned before the Renter's key can be used. The locking bolt may then only be withdrawn to open the door to retrieve the inner container. The Custodian will then withdraw his key as the Renter's key is only required to relock the Safe Deposit Locker.
- The Renter Key cannot be withdrawn without locking the door. For increased security, the lock on each Safe Deposit Locker should be changed each time before a new user is assigned to the safe deposit locker.
- Electronic Locks can be fitted to replace the key locks as an option.




**Chubb safes**  
Trusted the world over.

DURABLE  
RESISTANT

## Locker Configurations




Emerald Lockers



Sapphire Lockers




Emerald Lockers - Pull Out Shelf & Inner Container



Sapphire Lockers - Pull Out Shelf & Inner Container

### Inner Containers

All lockers are supplied with a steel inner container. These come standard with a hasp and staple to accept the renter's own padlock.



Dual Control Lock with 2 Key Locks

### Locker Groups

- A locker Group may consist of an amalgamation of different Safe Deposit Box sizes. The number of boxes in each section is predetermined according to the size of each box. Outlines of the various locker configurations are as above.
- It must be emphasized that the standard size and section arrangement described in this brochure are not arbitrary. Each locker installation can be designed to suite individual requirements. Naturally, the use of standard units achieves cost savings and promotes a better delivery time.

### Numbering

Within each group of lockers, the numbers commonly start at the top left corner and run horizontally in rows to the bottom right corner. Other numbering systems can also be accommodated.



Authorised Reseller  
**TRUSTLINK**  
COMPANY LIMITED  
No.190/194, 5<sup>th</sup> Floor, Room 5(A,B,C,D), Pansodan Street (Middle Block),  
Kyauktada Tsp, Yangon, Myanmar.  
Phone : +95-1-378406, 380037  
Email: info@trustlinkmm.com Web: www.trustlinkmm.com

**Chubb**safes  
Trusted the world over.

**GUNNEBO**<sup>®</sup>  
For a safer world

Note: Chubb'safes policy is one of constant improvement. We reserve the right to alter any specification contained in this publication without prior notification. Variance  $\pm$  5mm.